




## Type 2 AC surge protector - 3-phase

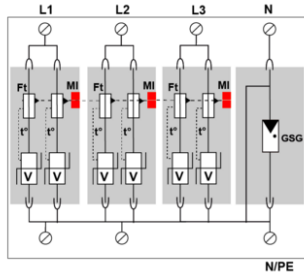
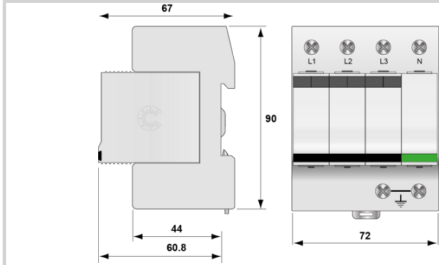
# CITEL

## DS74R-120/G



-Re-inforced Type 2 AC surge protector

- ↳  $I_n$  : 30 kA
- ↳  $I_{max}$  : 70 kA
- ↳ Pluggable module by phase
- ↳ Remote signaling option
- ↳ IEC 61643-11, EN 61643-11 and UL1449 ed.5 compliance



V: High-energy varistor  
 GSG: Specific Gas Tube  
 Ft: Thermal fuse  
 t\*: Thermal disconnection system  
 MI: Disconnection indicator

Electrical Characteristics	
SPD type	2
Network	120/208 V 3-phase+N
AC system	TT-TNS
Nominal line voltage	$U_n$ 120 Vac
Max. AC operating voltage	$U_c$ 150 Vac
Temporary Over Voltage (TOV) Characteristics - 5 sec. Without disconnection	UT 180 Vac withstand
Temporary Over Voltage (TOV) Characteristics - 120 mn Without disconnection or with safety disconnection	UT 230 Vac disconnection
Temporary Over Voltage N/PE (TOV HT) Without disconnection or with safety disconnection	UT 1200 V/300A/200 ms withstand
Residual Current Leakage current to Ground	$I_{pe}$ None
Follow current	$I_f$ None
Nominal discharge current 15 x 8/20 $\mu$ s impulses	$I_n$ 30 kA
Max. discharge current max. withstand @ 8/20 $\mu$ s by pole	$I_{max}$ 70 kA
Total Maximum discharge current max. total withstand @ 8/20 $\mu$ s	$I_{max}$ Total 70 kA
Connection mode(s)	L/N and N/PE
Protection mode(s)	Common/Differential mode
Residual voltage at 5 kA @ 5 kA (8/20 $\mu$ s)	$U_{p-5kA}$ 0.6 kV
Protection level L/N @ $I_n$ (8/20 $\mu$ s)	$U_{p-L/N}$ 1 kV
Protection level N/PE @ $I_n$ (8/20 $\mu$ s)	$U_{p-N/PE}$ 1.5 kV
Admissible short-circuit current	$I_{scrr}$ 25 000 A
Mechanical Characteristics	
Technology	MOV
SPD configuration	3-phase+Neutral
Connection to Network	By screw terminals: 2.5-25mm <sup>2</sup> / by bus
Format	Plug-in modular box
Mounting	Symmetrical rail 35 mm (EN 60715)
Housing material	Thermoplastic UL94 V-0
Operating temperature	$T_u$ -40/+85°C
Protection rating	IP20
Failsafe mode	Disconnection from AC network
Disconnection indicator	2 mechanical indicators by pole
Spare module(s)	DSM70R-120 + DSM70G-600
Remote signaling of disconnection	option DS74RS-120/G : output on changeover contact
Dimensions	See diagram
Weight	0.368 kg
Disconnectors	
Thermal disconnector	Internal
Installation ground fault breaker	Type 'S' or delayed
Back-up protection device	100 A min. - 125 A max. - Fuses type gG
Standards	
Standards compliance	IEC 61643-11 / EN 61643-11 / UL1449 ed.5
Certification	UL Recognized
Part number	
491612	

