




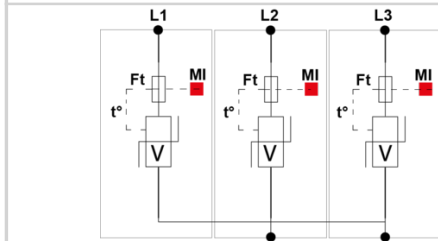
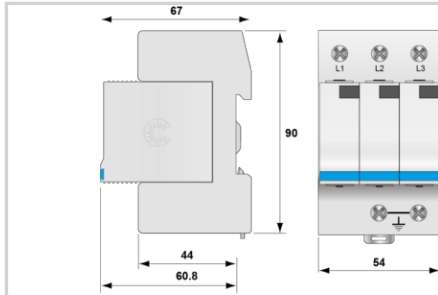
Type 2 (or 3) AC surge protector - 3-phase

CITEL

DS13-400



- › Discover our latest innovation : the [DAC15C-30-440](#)
- › Type 2 (or 3) AC Multipolar surge protector
- › In : 5 kA
- › I_{max} total: 30 kA
- › Pluggable module by phase
- › Remote signaling option
- › EN 61643-11, IEC 61643-11, UL1449 ed.5 compliance



V: High-energy varistor
Ft: Thermal fuse
t°: Thermal disconnection system
MI: Disconnection indicator

Electrical Characteristics

SPD type	2 (or 3)
Network	230/400 V 3-phase
AC system	IT
Nominal line voltage	Un 400 Vac
Max. AC operating voltage	Uc 440 Vac
Temporary Over Voltage (TOV) Characteristics - 5 sec. Without disconnection	UT 580 Vac withstand
Temporary Over Voltage (TOV) Characteristics - 120 mn Without disconnection or with safety disconnection	UT 770 Vac disconnection
Residual Current Leakage current to Ground	I _{pe} < 1.5 mA
Follow current	I _f None
Nominal discharge current 15 x 8/20 μs impulses	I _n 5 kA
Max. discharge current max. withstand @ 8/20 μs by pole	I _{max} 10 kA
Total Maximum discharge current max. total withstand @ 8/20 μs	I _{max} Total 30 kA
Withstand on Combination waveform IEC 61643-11 Class III test: 1.2/50μs - 8/20μs	U _{oc} 10 kV
Withstand on overvoltages IEEE C62.41.1	10 kV
Connection mode(s)	L/PE
Protection mode(s)	Common mode
Residual voltage at 5 kA @ 5 kA (8/20μs)	U _{p-5kA} 1.3 kV
Protection level L/PE @ I _n (8/20μs)	U _{p L/PE} 1.3 kV
Admissible short-circuit current	I _{scrr} 25 000 A

Mechanical Characteristics

Technology	MOV
SPD configuration	3-phase
Connection to Network	By screw terminals: 2.5-25mm ² / by bus
Format	Plug-in modular box
Mounting	Symmetrical rail 35 mm (EN 60715)
Housing material	Thermoplastic UL94 V-0
Operating temperature	T _u -40/+85°C
Protection rating	IP20
Failsafe mode	Disconnection from AC network
Disconnection indicator	1 mechanical indicator by pole
Spare module(s)	DSM10-400
Remote signaling of disconnection	option DS13S-400 : output on changeover contact
Dimensions	See diagram
Weight	0.332 kg

Disconnectors

Thermal disconnector	Internal
Installation ground fault breaker	Type 'S' or delayed
Back-up protection device	20 A min. - 125 A max. - Fuses type gG

Standards

Standards compliance	IEC 61643-11 / EN 61643-11 / UL1449 ed.5
Certification	UL Recognized

Part number

341403

