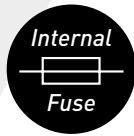




DACF15S-10

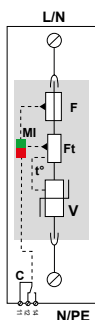
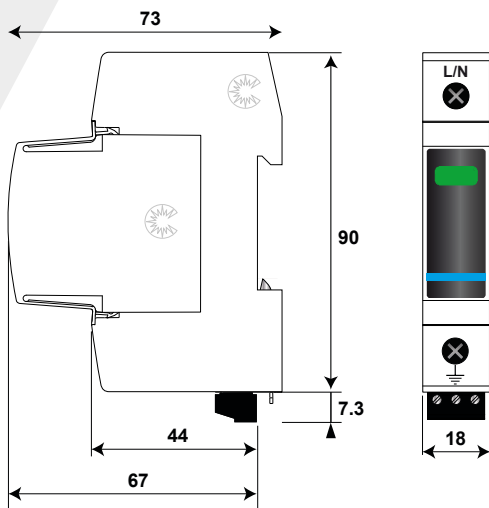


DACF15S SERIES



- Type 2 (or 3) surge Protector with integrated fuse (SPDI)
- No external fuse required
- In: 5 kA
- I_{max}: 15 kA
- Pluggable module for each phase
- Remote signaling
- IEC 61643-11, EN 61643-11 and UL1449 ed.5 compliance

Characteristics



- V: Varistor
- F: Fuse
- Ft: Thermal fuse
- C: Contact for remote signal
- t°: Thermal disconnection system
- MI: Disconnection indicator

CITEL Model		DACF15S-10-440	DACF15S-10-320	DACF15S-10-275	DACF15S-10-150
Description		Type 2 (or 3) AC SPD with integrated fuse (SPDI*) - 1-pole - pluggable			
Max. AC operating voltage	Uc	440 Vac	320 Vac	275 Vac	150 Vac
Temporary Over Voltage (TOV) Characteristics - 5 sec.	UT	580 Vac withstand	335 Vac withstand	335 Vac withstand	180 Vac withstand
Temporary Over Voltage (TOV) Characteristics -120 mn	UT	770 Vac disconnection	440 Vac disconnection	440 Vac disconnection	230 Vac disconnection
Residual current Leakage current at Uc	I _{pe}	< 1 mA	< 1 mA	< 1 mA	< 1 mA
Follow current	I _f	None	None	None	None
Nominal discharge current 15 x 8/20 μs impulses	I _n	5 kA	5 kA	5 kA	5 kA
Max. discharge current max. withstand @ 8/20 μs by pole	I _{max}	15 kA	15 kA	15 kA	15 kA
Withstand on combination waveform Class III test	U _{oc}	10 kV	10 kV	10 kV	10 kV
Protection level @ I _n (8/20μs)	U _p	1.5 kV	1.2 kV	1 kV	0.6 kV
Admissible short-circuit current I _{sc}	I _{sc}	100 000 A	100 000 A	100 000 A	100 000 A

Associated disconnectors

Thermal disconnector	internal
Fuses	internal (equivalent AC rating : 25 A, gG Type)
Existing upstream ground fault breaker (if any)	Type "S" or delayed

Mechanical characteristics

Dimensions	see diagram, 1 TE (DIN43880)
Connection to Network	By screw terminals: 2.5-25 mm ² (35mm ² rigid)
Failsafe mode	Disconnection from network
Disconnection indicator	1 mechanical indicator Green/Red
Max. voltage/current for remote signaling	250 V/0.5 A (AC) / 30 V/3 A (DC)
Wiring for remote signaling	max. 1.5 mm ²
Mounting	Symmetrical rail 35 mm (EN60715)
Operating temperature	-40/+85°C
Protection rating	IP20
Housing material	Thermoplastic UL94 V-0
Spare unit	MDACF15-440 MDACF15-320 MDACF15-275 MDACF15-150

Standards

Compliance	IEC 61643-11 / EN 61643-11 / UL1449 ed.5
------------	--

Part number

	821310421	821310321	821310221	821310121
--	-----------	-----------	-----------	-----------

*I SPDI :SPD including all its safety devices : thermal disconnector AND electrical fuse against short circuit currents.

TYPE 2 AC MULTIPOLAR SURGE PROTECTOR WITH INTEGRATED FUSE

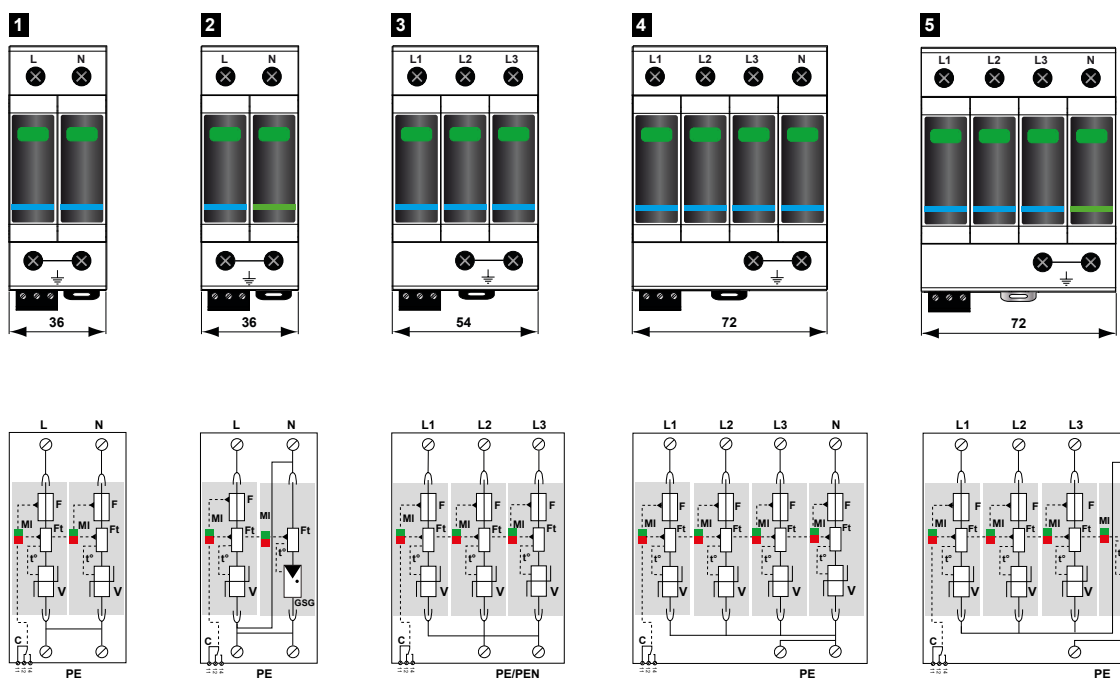
DACF15S-11, DACF15S-20, DACF15S-30, DACF15S-31, DACF15S-40



DACF15S-31

DACF15S-xx-xxx

- Maximum Operating voltage
- Configuration : **10** [single-pole 1+0], **11** [1+1], **20** [2+0],
30 [3+0], **40** [4+0], **31** [3+1]
- «S» = Remote signal
- I_{max} : 15 kA
- Integrated overcurrent protection (fuse)



V: Varistor high energy
 GSG: Specific gas tube
 F: Fuse
 Ft: Thermal fuse
 C: Contact for remote signal
 t°: Thermal disconnection system
 MI: Disconnection indicator

Model	P/N	Network	AC system	Protection mode	Up L/PE	Up L/N	Up N/PE	Dimension DIN43880	Diagram
DACF15S-31-320	-	230/400 V 3-Phase+N	TT-TNS System (3+1)	L/N and N/PE	-	1.2 kV	1.5 kV	4 TE	5
DACF15S-31-275	821310244	230/400 V 3-Phase+N	TT-TNS System (3+1)	L/N and N/PE	-	1 kV	1.5 kV	4 TE	
DACF15S-31-150	-	120/208 V 3-Phase+N	TT-TNS System (3+1)	L/N and N/PE	-	0.6 kV	1.5 kV	4 TE	
DACF15S-40-440	821310424	230/400 V 3-Phase+N	IT System (4+0)	L/PE and N/PE	1.5 kV	-	1.5 kV	4 TE	4
DACF15S-40-320	-	230/400 V 3-Phase+N	TNS System (4+0)	L/PE and N/PE	1.2 kV	-	1 kV	4 TE	
DACF15S-40-275	-	230/400 V 3-Phase+N	TNS System (4+0)	L/PE and N/PE	1 kV	-	0.6 kV	4 TE	
DACF15S-40-150	-	120/208 V 3-Phase+N	TNS System (4+0)	L/PE et N/PE	0,6 kV	-	1 kV	4 TE	
DACF15S-30-440	821310423	230/400 V 3-Phase	IT System (3+0)	L/PE	1,5 kV	-	-	3 TE	3
DACF15S-30-320	-	230/400 V 3-Phase	TNC System (3+0)	L/PE	1,2 kV	-	-	3 TE	
DACF15S-30-275	821310223	230/400 V 3-Phase	TNC System (3+0)	L/PE	1 kV	-	-	3 TE	
DACF15S-30-150	-	120/208 V 3-Phase	TNC System (3+0)	L/PE	0,6 kV	-	-	3 TE	
DACF15S-11-320	-	230 V Single Phase	TT-TN System (1+1)	L/N and N/PE	-	1,2 kV	1,5 kV	2 TE	2
DACF15S-11-275	821310242	230 V Single Phase	TT-TN System (1+1)	L/N and N/PE	-	1 kV	1,5 kV	2 TE	
DACF15S-11-150	-	120 V Single Phase	TT-TN System (1+1)	L/N and N/PE	-	0,6 kV	1,5 kV	2 TE	
DACF15S-20-440	821310422	230 V Single Phase	IT System (2+0)	L/PE and N/PE	1,5 kV	-	1,5 kV	2 TE	1
DACF15S-20-320	-	230 V Single Phase	TN System (2+0)	L/PE and N/PE	1,2 kV	-	1 kV	2 TE	
DACF15S-20-275	-	230 V Single Phase	TN System (2+0)	L/PE and N/PE	1 kV	-	0,6 kV	2 TE	
DACF15S-20-150	-	120 V Single Phase	TN System (2+0)	L/PE and N/PE	1.2 kV	-	0,9 kV	2 TE	

