



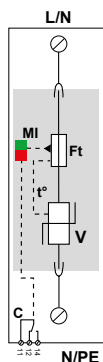
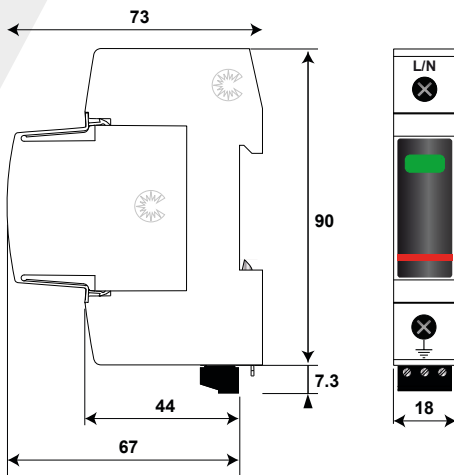
DAC50S-10

DAC50S SERIES

- Type 2 AC Surge Protector
- In: 20 kA
- I_{max}: 50 kA
- Pluggable module for each phase
- Remote signaling
- IEC 61643-11, EN 61643-11 certified
- UL type 4CA certified



Characteristics



- V: High-energy varistor
- Ft: Thermal fuse
- C: Contact for remote signal
- t°: Thermal disconnection system
- Mi : Disconnection indicator

CITEL Model		DAC50S-10-760	DAC50S-10-440	DAC50S-10-275	DAC50S-10-150
Description		Type 2 AC surge protector - one-pole - pluggable			
Maximum AC operating voltage	Uc	760 Vac	440 Vac	275 Vac	150 Vac
Temporary Over Voltage (TOV) Characteristics - 5 sec.	UT	1000 Vac withstand	580 Vac withstand	335 Vac withstand	180 Vac withstand
Temporary Over Voltage (TOV) Characteristics -120mn	UT	1325 Vac disconnection	770 Vac disconnection	440 Vac disconnection	230 Vac disconnection
Residual current <i>Leakage current at Uc</i>	I _{pe}	< 1 mA	< 1 mA	< 1 mA	< 1 mA
Follow current	I _f	None	None	None	None
Nominal discharge current <i>15 x 8/20 μs impulses</i>	I _n	20 kA	20 kA	20 kA	20 kA
Max. discharge current <i>max. withstand @ 8/20 μs by pole</i>	I _{max}	50 kA	50 kA	50 kA	50 kA
Protection level @ I _n (8/20μs)	U _p	2.9 kV	2 kV	1.25 kV	0.9 kV
Residual voltage @ 5 kA (8/20μs)	U _{p-5kA}	2.6 kV	1.5 kV	1 kV	0.6 kV
Admissible short-circuit current	I _{sc}	50 000 A	50 000 A	50 000 A	50 000 A
Associated disconnectors					
Thermal disconnector		internal			
Fuses		50 A min. - 125 A max. - gG Type			
Installation ground fault breaker (if any)		Type "S" or delayed			
Mechanical characteristics					
Dimensions		see diagram - 1TE (DIN43880)			
Connection to Network		By screw terminals: 2.5-25 mm ² (35mm ² rigid)			
Failsafe mode		Disconnection from network			
Disconnection indicator		1 mechanical indicator Green/Red			
Max. voltage/current for remote signaling		250 V/0.5 A (AC) / 30V/3 A (DC)			
Wiring for remote signaling		max. 1.5 mm ²			
Mounting		Symmetrical rail 35 mm (EN60715)			
Operating temperature		-40/+85°C			
Protection rating		IP20			
Housing material		Thermoplastic UL94 V-0			
Spare unit		MDAC50-760	MDAC50-440	MDAC50-275	MDAC50-150
Standards					
Certification		OVE / UL			
Compliance		EN 61643-11 / IEC 61643-11 / UL1449 ed.5			
Part number					
		821110721	821110421	821110221	821110121

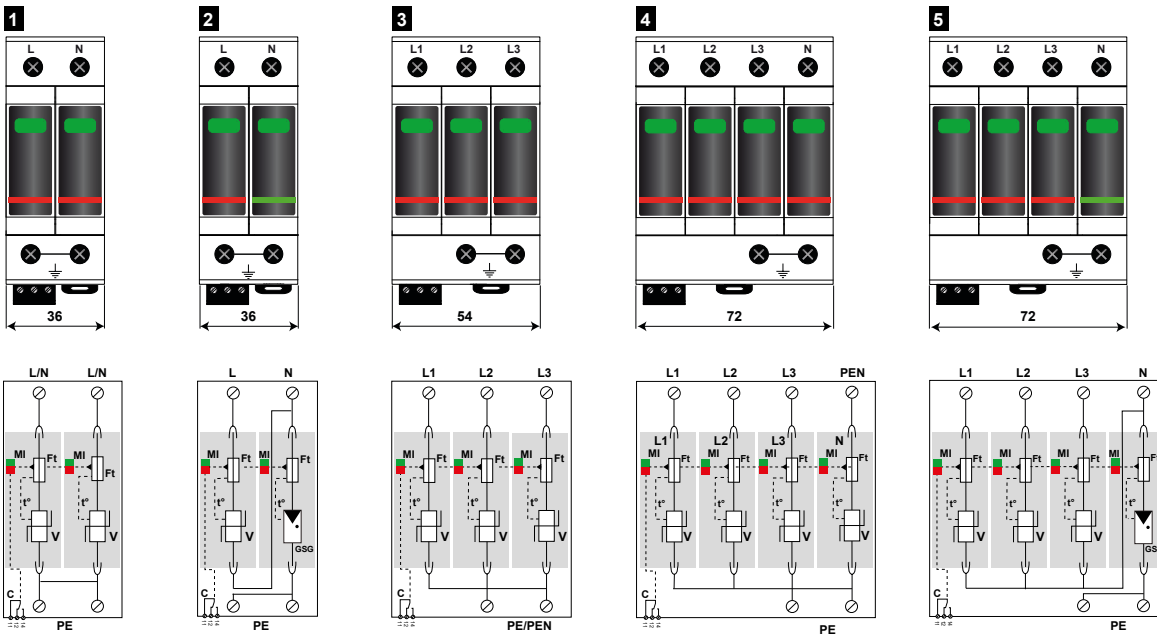
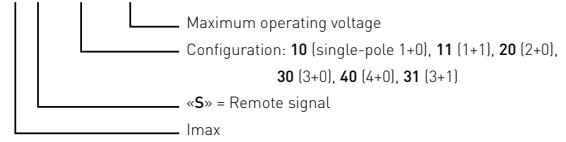
TYPE 2 AC MULTIPOLAR SURGE PROTECTOR

DAC50S-11, DAC50S-20, DAC50S-30, DAC50S-31, DAC50S-40



DAC50S-40

DAC50S-xx-xxx



V: High-energy varistor
GSG: Specific gas tube
Ft: Thermal fuse
C: Contact remote signal
t°: Thermal disconnection system
Mi: Disconnection indicator

Model	Part number	Network	AC system	Protection Mode	Up L/PE	Up L/N	Up N/PE	Dimensions DIN43880	Diagram
DAC50S-31-275	821110244	230/400 V 3-phase+N	TT-TNS system (3+1)	L/N and N/PE	-	1.25 kV	1.5 kV	4 TE	5
DAC50S-31-150	821110144	120/208 V 3-phase+N	TT-TNS system (3+1)	L/N and N/PE	-	0.9 kV	1.5 kV	4 TE	
DAC50S-40-440	821110424	230/400 V 3-phase+N	IT system (4+0)	L/PE and N/PE	2 kV	-	2 kV	4 TE	4
DAC50S-40-275	821110224	230/400 V 3-phase+N	TNS system (4+0)	L/PE and N/PE	1.25 kV	-	1.25 kV	4 TE	
DAC50S-40-150	821110124	120/208 V 3-phase+N	TNS system (4+0)	L/PE and N/PE	1.2 kV	-	0.9 kV	4 TE	3
DAC50S-30-760	821110723	690 V 3-phase	TNC system (3+0)	L/PE	2.9 kV	-	-	3 TE	
DAC50S-30-440	821110423	230/400 V 3-phase	IT system (3+0)	L/PE	2 kV	-	-	3 TE	3
DAC50S-30-275	821110223	230/400 V 3-phase	TNC system (3+0)	L/PE	1.25 kV	-	-	3 TE	
DAC50S-30-150	821110123	120/208 V 3-phase	TNC system (3+0)	L/PE	1.2 kV	-	-	3 TE	2
DAC50S-11-275	821110242	230 V single phase	TT-TN system(1+1)	L/N and N/PE	-	1.25 kV	1.5 kV	2 TE	
DAC50S-11-150	821110142	120 V single phase	TT-TN system(1+1)	L/N and N/PE	-	0.9 kV	1.5 kV	2 TE	
DAC50S-20-440	821110422	230 V single phase	IT system (2+0)	L/PE and N/PE	2 kV	-	2 kV	2 TE	1
DAC50S-20-275	821110222	230 V single phase	TN system (2+0)	L/PE and N/PE	1.25 kV	-	1.25 kV	2 TE	
DAC50S-20-150	821110122	120 V single phase	TN system (2+0)	L/PE and N/PE	1.2 kV	-	0.9 kV	2 TE	