




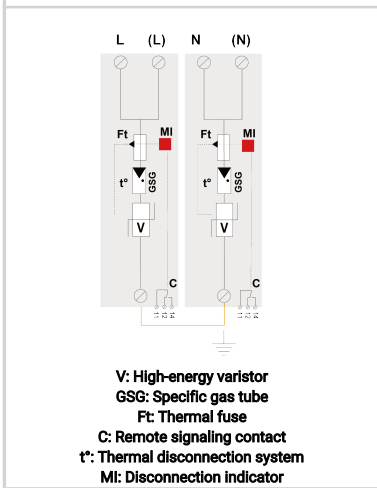
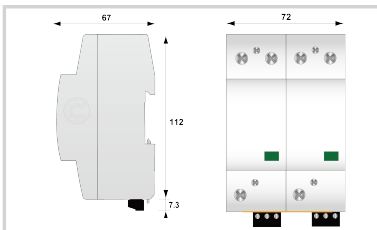
# CITEL



## Type 1+2+3 AC surge protector - 2-pole

### DACN1-25VGS-20-760

- Type 1 + 2+3 AC surge protector
- VG Technology
- In: 35 kA
- Iimp: 25 kA on 10/350µs impulse
- No leakage current
- Unpluggable module for each phase
- Remote signaling
- Optimized to TOV
- EN 61643-11, IEC 61643-11 certified



#### Electrical Characteristics

SPD type	IEC	1+2+3
Network		Up to 690 Vac single-phase
AC system		IT
Max. AC operating voltage	Uc	760 Vac
Max. load current @25°C	IL	100 A
Temporary Over Voltage (TOV) Characteristics - 5 sec. Without disconnection	UT	1000 Vac withstand
Temporary Over Voltage (TOV) Characteristics - 120 mn Without disconnection or with safety disconnection	UT	1325 Vac disconnection
Residual Current	Ipe	None
Leakage current to Ground		
Follow current	If	None
Nominal discharge current 15 x 8/20 µs impulses	In	35 kA
Max. discharge current max. withstand @ 8/20 µs by pole	I <sub>max</sub>	70 kA
Impulse current by pole max. withstand 10/350µs by pole	I <sub>imp</sub>	25 kA
Total lightning current max. total withstand @ 10/350µs	I <sub>total</sub>	50 kA
Withstand on Combination waveform IEC 61643-11 Class III test: 1.2/50µs - 8/20µs	Uoc	6 kV
Specific energy by pole max. withstand 10/350 µs	W/R	156 kJ/ohm
Protection mode(s)		L/PE and N/PE
Protection level @ In (8/20µs) and @ 6 kV (1,2/50 µs)	Up	2.5 kV
Protection level L/PE @ In (8/20µs)	Up L/PE	2.5 kV
Admissible short-circuit current	I <sub>sc</sub>	50 000 A

#### Mechanical Characteristics

Technology		VG Technology (MOV+GSG)
SPD configuration		2-poles
Connection to Network		By screw terminals: 2.5-25mm <sup>2</sup> (35mm <sup>2</sup> rigid)
Format		1-pole modular box assembled
Mounting		Symmetrical rail 35 mm (EN 60715)
Housing material		Thermoplastic UL94 V-0
Operating temperature	Tu	-40/+85°C
Protection rating		IP20
Failsafe mode		Disconnection from AC network
Disconnection indicator		1 mechanical indicator by pole - Red/Green
Remote signaling of disconnection		Output on changeover contact
Wiring for remote signaling		1.5 mm <sup>2</sup> max.
Max. Voltage/Current for remote signaling		250 V / 0.5 A (AC) / 30 V / 3 A (DC)
Dimensions		See diagram - 4TE (EN43880)

#### Disconnectors

Thermal disconnector		Internal
Installation ground fault breaker		Type 'S' or delayed
Back-up protection device		Fuse assembly: SFD1-25S-20 / or Fuses Type gG 315 A

#### Standards

Standards compliance		EN 61643-11 / IEC 61643-11
Certification		TUV

#### Part number

29222012

