



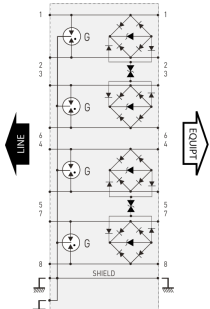
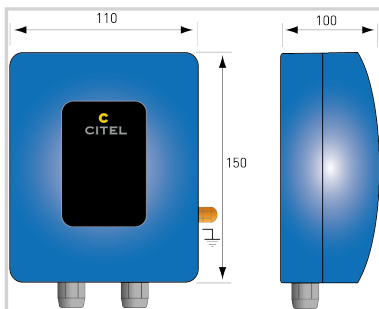
CITEL

Outdoor POE++ in-line surge protector

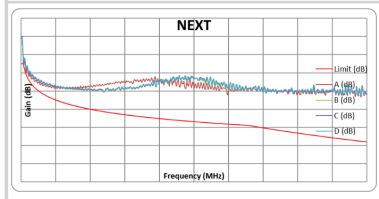
CRMJ8-POE-C6A



- ▶ POE++ Compatible (IEEE 802.3bt) -10Gb (5-100m) with Cat6A S/FTP cabling
- ▶ RJ45 connectors
- ▶ Outdoor applications, IP66 (NEMA 4/4X)
- ▶ Metallic enclosure
- ▶ Conforms to IEC/EN 61643-21
- ▶ SPD categories D1, C3, C2, C1



G: 3-electrode GDT



Electrical Characteristics

Network	10Gb/s on Cat6A S/FTP cabling
Protection modes (network)	CM / DM
Protection modes (POE)	CM / DM (common mode / differential mode)
Transmission standard	IEEE 802.3bt
Lightning Protection Zones (LPZ)	0 - 3
Max. DC operating voltage	Uc 8 Vdc
Max. operating voltage (POE)	Uc 60 Vdc
Max. frequency	f max. 500 MHz
Max. data rate	10 Gbps
Max. load current @25°C	IL 2 A
Max. POE power (4PPOE)	90 W
Nominal discharge current C1 (1.2/50us / 8/20us), 300 applications X-X (Line/Line)	In 1kV / 500A
Nominal discharge current C1 (1.2/50us / 8/20us), 300 applications, X-C (Pair-Pair, POE)	In 200 V / 100 A
Nominal discharge current C2 (1.2/50us / 8/20us), 10 applications X-C (Line/Earth)	In 4 kV / 2 kA
Max. discharge current max. withstand @ 8/20 us, X-C (Line/Earth)	Imax 2 kA
Max. discharge current max. withstand @ 8/20 us, 8X-C (1&+3&+6&+8 to Earth)	Imax Total 16 kA
Protection Level C3 (10/1000us), 300 applications@10 A, Y-Y (Line/Line)	Up < 20 V
Protection Level C3 (10/1000us), 300 applications@10 A, Y-C (Line/Earth)	Up < 700 V
Protection Level C3 (10/1000us), 300 applications @ 10A, (Pair-Pair, POE)	Up < 70 V
Impulse current D1 (10/350us), 2 applications, X-C (Line/Earth)	limp 500 A
Line resistance (± 10%)	~ 0 ohms
Capacitance @1MHz, X-C (Line/Earth)	C < 5 pF

Mechanical Characteristics

Technology	GDT+TVS diode
SPD configuration	8 wires+shielded
Connection to Network	RJ45 shielded connectors Female input/output
Cable glands	Plastic/Rubber
Format	Metallic Enclosure with connectors input/output
Mounting	Wall
Accessory(s) provided	screw + nut + cable shoe
Housing material	Metallic
Operating temperature	Tu -40/+85°C
Ingress Protection rating	IP66 (NEMA 4/4X)
Failsafe mode	Transmission cut-off - Fault mode 2 (short-circuit)
Pinout	(1-2)(3-6)(4-5)(7-8)
Dimensions	See diagram

Standards

Standards compliance	IEC 61643-21 / EN 61643-21 / UL497B / IEEE 802.3af/3at/3bt, ANSI/TIA-568-c.1
UL Category	QVGG - Isolated Loop Circuit Protectors
UL File Number	E184939
Certification	UL 497B
Environmental standards	EU RoHS

Part number

581542





CITEL

Outdoor POE++ in-line surge protector

CRMJ8-POE-C6A

