




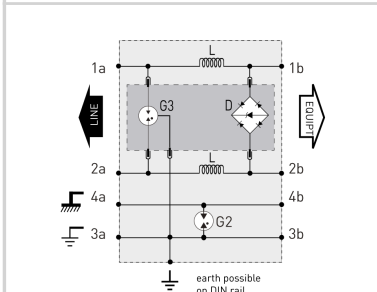
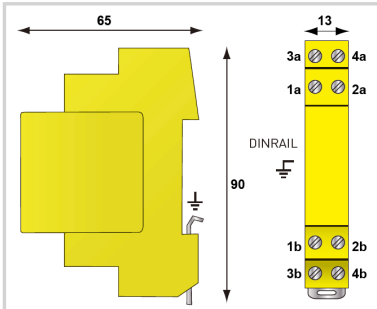
CITEL

1-pair DIN rail plug-in Telecomsurge protector

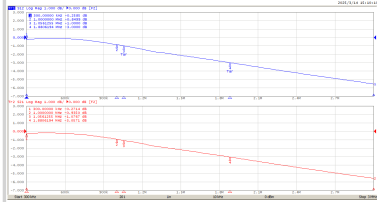
DLAH-170



- Pluggable surge protection for «DIN» mounting
- Coordination inductor
- Up to 2.4 A line current
- Remote supply version
- All types of Telephone and Data lines
- Shield wire protection
- IEC 61643-21 compliance



G: 3-electrode gas tube
Gb: 2-electrode gas tube
L: Inductor
D: Clamping diode



Electrical Characteristics		
Network		RTC, ADSL2, VDSL2
Nominal line voltage	Un	150 V
Max. DC operating voltage	Uc	170 Vdc
Cut-off frequency -3dB, 100 ohm system	f max.	> 1.8 MHz
Cut-off frequency -1dB, 100 ohm system	f max.	> 1 MHz
Max. load current @25°C	IL	2.4 A
Max. discharge current max. withstand @ 8/20 μs by pole	Imax	20 kA
Nominal Discharge Current, X-C (Line/Earth) 8/20μs Test x 10 - C2 Category	In L/PE	5 kA
Line inductance (± 10 %)		10 μH
Protection Level C3 (10/1000μs), 300 applications@10 A, Y-Y (Line/Line)	Up	220 V
Protection Level C3 (10/1000μs), 300 applications@10 A, Y-C (Line/Earth)	Up	220 V
Impulse current D1 (10/350μs), 2 applications, X-C (Line/Earth)	Iimp	5 kA
Line/Line Nominal discharge current C2 Category	In L/L	5 kA
Mechanical Characteristics		
Technology		GDT+TVS diode
SPD configuration		1-pair+shielded
Connection to Network		By screw terminal: cross section 0.4-1.5mm ²
Format		Plug-in DIN box
Mounting		Symmetrical rail 35 mm (EN 60715)
Housing material		Thermoplastic UL94 V-0
Operating temperature	Tu	-40/+85°C
Protection rating		IP20
Failsafe mode		Short-circuit
Disconnection indicator		Transmission interrupt - default mode 2
Spare module(s)		DLAHM-170
Dimensions		See diagram
Standards		
Standards compliance		IEC 61643-21 / EN 61643-21 / UL497B
Certification		UL Listed
Environmental standards		EU RoHS
Part number		
641005		

